

How to Transfer Your Cengage Learning ebook From Your Computer to Your iPad

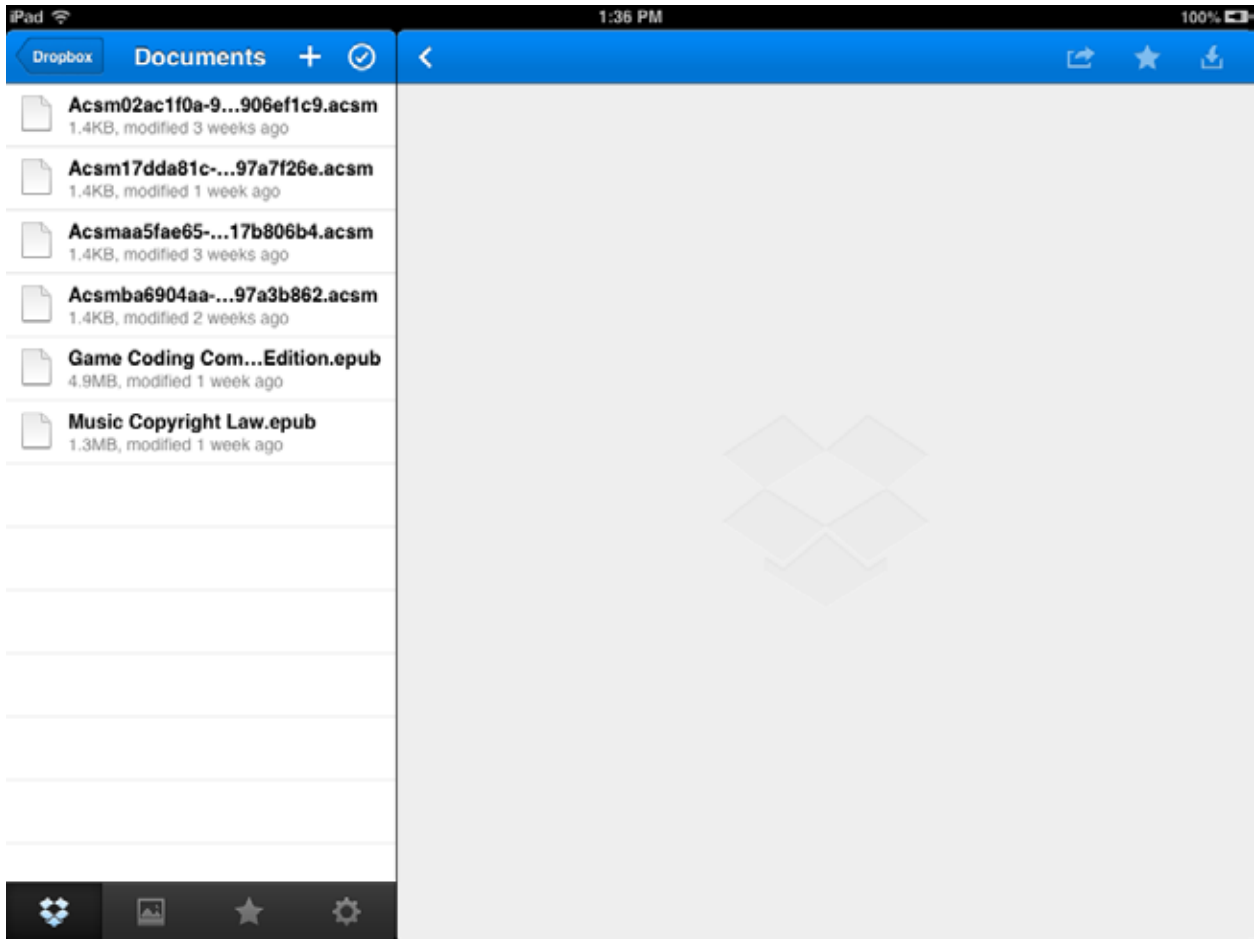
Before you begin, make sure you have:

- A registered Adobe ID with adobe.com (you can get one [here](#))
- Adobe Digital Editions on your computer (download here: <http://www.adobe.com/products/digital-editions.html>)
- A registered DropBox account and the DropBox app downloaded to your mobile device
- Downloaded the BlueFire app for your mobile device
- Have purchased your ebook and it has been downloaded to your computer


1. First, drag and drop the eBook authentication file to your DropBox on your computer:



2. Next, go to the location in DropBox on your iPad and locate the same eBook authentication file:



3. Select your email and view the authentication file:




```
<fulfillmentToken fulfillmentType="buy" auth="user" xmlns="http://ng.adobe.com/adapt">
  <istributor>urn:uuid:b7657e42-ed99-4927-b430-63e9672d93f0</istributor>
  <operatorURL>http://d2c.codemantra.com:8080/fulfillment</operatorURL>
  <transaction>ACS4-6392053037127789121440750</transaction>
  <expiration>2013-04-01T09:30:26-04:00</expiration>
  <resourceItemInfo>
    <resource>urn:uuid:8aba334b-f6bc-42f4-8914-3ed38f82789b</resource>
    <resourceItem>0</resourceItem>
    <metadata>
      <dc:title xmlns:dc="http://purl.org/dc/elements/1.1/">Developing Web Pages with jQuery</dc:title>
      <dc:creator xmlns:dc="http://purl.org/dc/elements/1.1/">Don Gosselin</dc:creator>
      <dc:publisher xmlns:dc="http://purl.org/dc/elements/1.1/">Cengage Learning</dc:publisher>
      <dc:identifier xmlns:dc="http://purl.org/dc/elements/1.1/">9781435460805</dc:identifier>
      <dc:format xmlns:dc="http://purl.org/dc/elements/1.1/">application/epub+zip</dc:format>
      <dc:language xmlns:dc="http://purl.org/dc/elements/1.1/">en</dc:language>
    </metadata>
    <licenseToken>
      <resource>urn:uuid:8aba334b-f6bc-42f4-8914-3ed38f82789b</resource>
      <permissions>
        <display/>
        <excerpt/>
        <print/>
        <play/>
      </permissions>
    </licenseToken>
  </resourceItemInfo>
  <hmac>Af8A3gT/CHfGvX+1MUou59mWTF0=</hmac>
</fulfillmentToken>
```

4. Click on the "down arrow" icon. Your iPad will prompt you to open the file using either BlueFire or FileApp. Select BlueFire.



5. BlueFire will open...



6. And will then prompt you to enter Your Adobe ID and password.



7. After entering your Adobe ID and password click "Authorize" and your ebook will download to your iPad:



8. BlueFire will now ask you if you would like to “Read Now” or “Read Later”:



9. If you select "Read Now" your ebook will open. If you select "Read Later" your ebook will be available for you to read anytime using the BlueFire app.

